

HSQE Briefing

Manage your own Sentinel / PTS details

November 2020



Monthly Topics

- MY-Sentinel
 - Manage your Sentinel PTS card online and receive emails regarding your competency expiry dates
- 24 hour on call
- CIRAS



You My-Sentinel profile?

All PTS / Sentinel holders can access their Sentinel profile to check their personal details.

For example you can input your next of kin details in case of an emergency, change your photograph and also see when your competencies expire

You can view who your primary and sub sponsors are, and contact them via the Sentinel Portal.

Is your Card in date allowing you to go on or near the line.?

In partnership with your sponsoring companies, you also have a responsibility to ensure that your Sentinel card is valid, and the My-Sentinel portal allows you to confirm that your competencies are valid and view your medical expiry date.

Keep on reading to see how you can set up email alerts so that you are notified when competencies are due to expire.

My Sentinel

Go to: <https://www.mysentinel.me/Account/LogOn/?ReturnUrl=/>
and create a user account.



MATCHTECH 



Please log in.

Sentinel number

Password

Login

Register

Once logged in select "Account Settings"









[Home](#) [Logout](#)

Welcome.

Your mySentinel page allows you to view your profile – that's the details held about you on Sentinel. You can also ask to get your details amended from here if you believe there is something incorrect.

If you want to start working for a new sponsor, you can contact them from this page. Occasionally, working relationships can go wrong and if you are unhappy with the way you have been treated by a sponsor you can contact Network Rail here.

 <p>View my profile Click here to view your Sentinel record</p>	 <p>Correct my details Inform your sponsor of incorrect information</p>
 <p>Contact a sponsor Click here to contact your own or a new Sponsor</p>	 <p>Report a Sponsor Escalate a problem you have with your sponsor</p>
 <p>Account settings Change your email options and security details</p>	 <p>Go to Sentinel Click here to navigate to the main portal</p>

Then click on "change email settings"



[Home](#) [Logout](#)

Security details.

You can update your security details assigned to your mySentinel account here. Changing these more regularly will help make your account more secure.

 **Change my password**
Click here to change your password

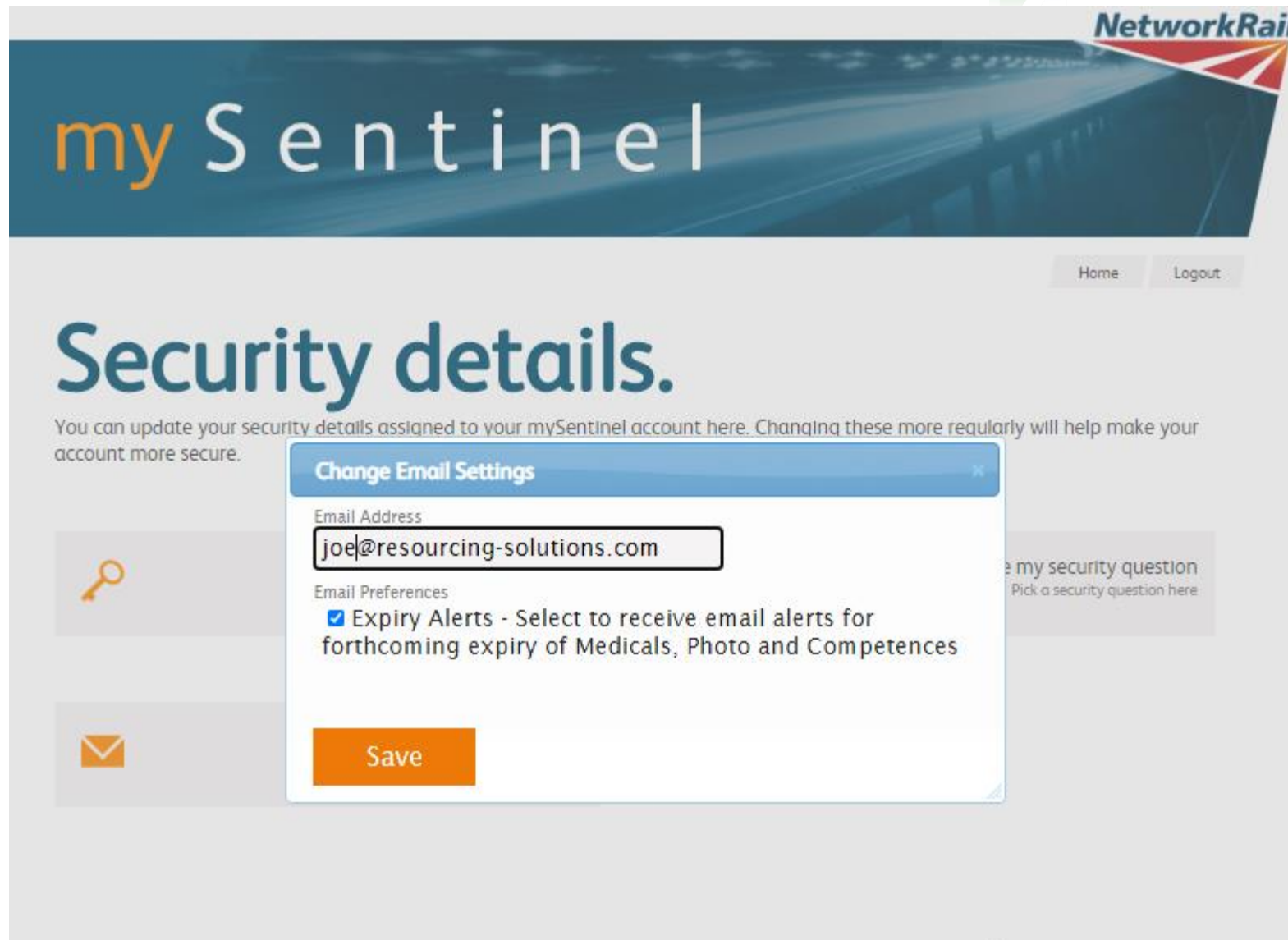
 **Change my security question**
Pick a security question here

 **Change email settings**
Update your email address and manage your email alert settings here

Update your email address and select the tick box below it to get Expiry Alerts



MATCHTECH 



The screenshot shows the "my Sentinel" user interface. At the top right, there is a "NetworkRail" logo. Below the header, there are "Home" and "Logout" buttons. The main heading is "Security details." followed by a sub-heading: "You can update your security details assigned to your mySentinel account here. Changing these more regularly will help make your account more secure." A modal window titled "Change Email Settings" is open in the center. It contains an "Email Address" field with the text "joe@resourcing-solutions.com" and a "Save" button. Below the email field, there is a section for "Email Preferences" with a checked checkbox for "Expiry Alerts - Select to receive email alerts for forthcoming expiry of Medicals, Photo and Competences". To the left of the modal, there are two icons: a key icon and an envelope icon. To the right, there is a section for "Pick a security question" with a dropdown menu.

Click on "view my Profile"



MATCHTECH 



[Home](#) [Logout](#)

Welcome.

Your mySentinel page allows you to view your profile – that's the details held about you on Sentinel. You can also ask to get your details amended from here if you believe there is something incorrect.


If you want to start working for a new sponsor, you can contact them from this page. Occasionally, working relationships can go wrong and if you are unhappy with the way you have been treated by a sponsor you can contact Network Rail here.


 **View my profile**
Click here to view your Sentinel record

 **Correct my details**
Inform your sponsor of incorrect information

 **Contact a sponsor**
Click here to contact your own or a new Sponsor

 **Report a Sponsor**
Escalate a problem you have with your sponsor

 **Account settings**
Change your email options and security details

 **Go to Sentinel**
Click here to navigate to the main portal

This will bring up your current Sentinel card including Sponsors, competencies etc...



Current Sponsorship

Primary Sponsor

Resourcing Solutions Limited

Sub-Sponsor

None

Competences

Alias/Competence	Category	Valid	Valid Until Date	Expiry Date
PTS	Track Safety	✓	01/05/2021	01/05/2021
PTS AC	Track Safety	✓	01/05/2021	01/05/2021
PTS DCCR	Track Safety	✓	01/05/2021	01/05/2021
Tr 00	Track Engineering	✓	05/07/2065	05/07/2065
LCV 084	Track Safety	✓	15/03/2062	15/03/2062
OTP Core	Rail Plant	✓	28/02/2025	28/02/2025
ICI	Health, Safety & Environment	✓	10/11/2022	10/11/2022
NR IND	Health, Safety & Environment	✓	10/11/2022	10/11/2022
OLEC 1	OLE Engineering	✓	17/04/2070	17/04/2070

Takedowns

No data available.

If your details are wrong then select “correct my details”



MATCHTECH 









[Home](#) [Logout](#)

Welcome.

Your mySentinel page allows you to view your profile – that's the details held about you on Sentinel. You can also ask to get your details amended from here if you believe there is something incorrect.

If you want to start working for a new sponsor, you can contact them from this page. Occasionally, working relationships can go wrong and if you are unhappy with the way you have been treated by a sponsor you can contact Network Rail here.

 <p>View my profile Click here to view your Sentinel record</p>	 <p>Correct my details Inform your sponsor of incorrect information</p>
 <p>Contact a sponsor Click here to contact your own or a new Sponsor</p>	 <p>Report a Sponsor Escalate a problem you have with your sponsor</p>
 <p>Account settings Change your email options and security details</p>	 <p>Go to Sentinel Click here to navigate to the main portal</p>

You will then have the opportunity to email the problem directly to your primary sponsor



MATCHTECH 



[Home](#) [Logout](#)

Correct your details.

Please detail any errors and corrections in your Sentinel data in the text box below. When you click the send button, this information will be e-mailed to your primary sponsor, Resourcing Solutions Limited.

Updated details

Send

Safety briefing links?

Safety Central

- Network Rail share updates of recent incidents, accidents and best practice advice online. Please get into the habit of checking this website for the latest news;

<https://safety.networkrail.co.uk/tools-resources/safety-bulletins/>

Southern Shield

- Southern Shield is a collaborative safety forum that consists of Network Rail Southern Capital Delivery and its principal contractors. On their website they have useful articles and explain the rules of the Southern Shield charter, which are mandatory on some southern sites.

<https://www.southernshield.co.uk/>

Resourcing Solutions Monthly briefings

- Add this website address to your browser favourites to ensure that you always have access to the Network Rail Rulebook modules (Via RGS online, standards catalogue) as well as all previous monthly rail briefings.

<https://www.resourcing-solutions.com/health-and-safety-briefings>



Contact The rail team.

24 hour on call - 07786 26531

Use this on-call number if you need to contact someone from the company urgently, for example to report an accident / incident or if you are being pressured to do something that you are not comfortable with, such as being asked to exceed the working hours rules etc...

Store this number in your phone in case of an emergency.

This number is **not to be used** to query timesheets or to enquire about vacancies, it is an emergency contact number.

- If you would like to suggest a topic for future safety briefings, or need to talk to someone in confidence then email the Rail HSQE manager Joe Christopherson; jchristopherson@resourcing-solutions.com



Report hotline:
0800 4 101 101

Report textline:
07507 285 887

Freepost: CIRAS
www.ciras.org.uk