



HSQE Briefing December 2017



Think Safe, Act Safe and Be Safe



Our Safety Vision:

- Our vision of “preventing harm to all” is at the centre of our Safety Strategy and is synonymous with our commitment to resourcing and working safely.
- We believe that our vision can be achieved if we all develop a safe mind-set, plan our tasks correctly and actively seek ways to prevent incidents. We also believe that behaving in a safe way will also lead to zero accidents. We have devised a set of rules that underpins our vision and are consistent with our mantra. **Think safe, act safe and be safe!**



Think Safe, Act Safe and Be Safe



In this edition:

- Slips trips and Falls – Don't let bad habits break you.
- Life Saving Rules
- Winter Weather watching
- New document needed when blocking the line.

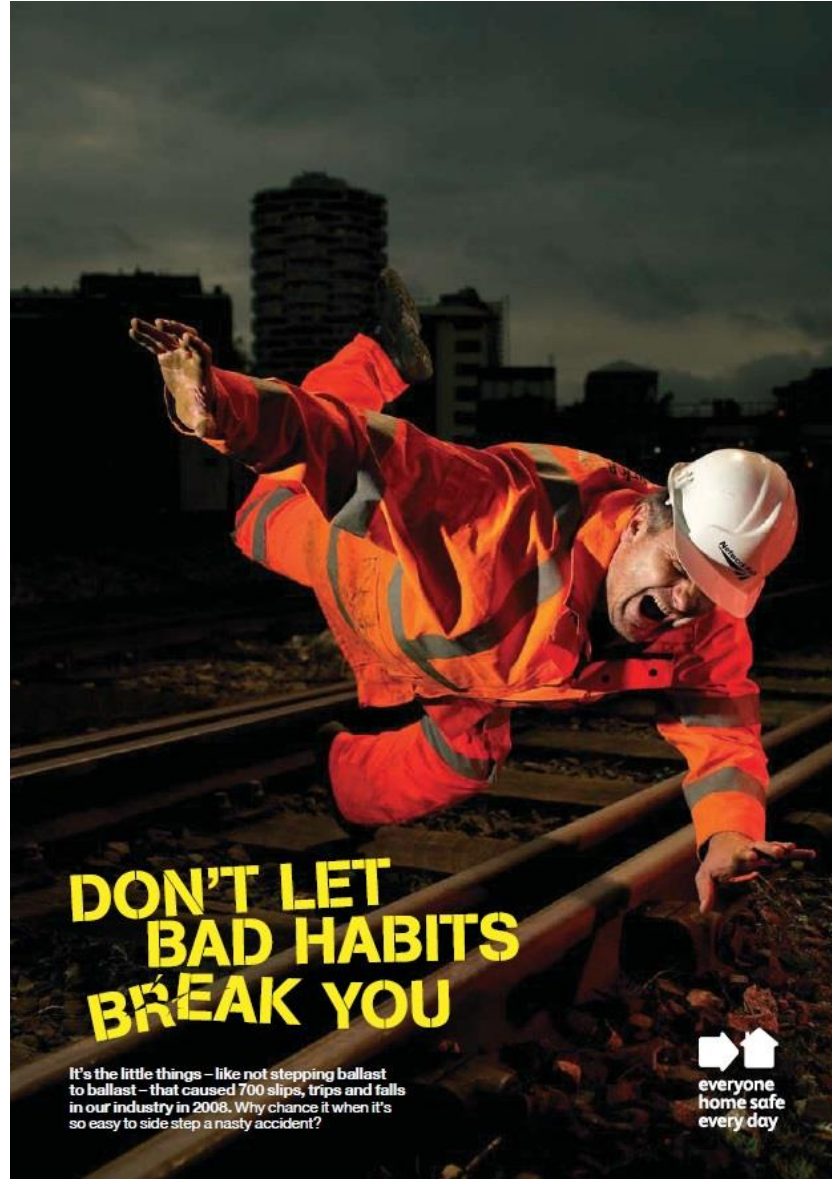
Action required:

After reading this briefing, you are required to respond, please click **"I have read and understood"** or email lmillard@resourcing-solutions.com with acknowledgement and any questions/suggestions

Think Safe, Act Safe and Be Safe

It's the little things
– Like not stepping
on ballast to ballast
that caused 700
slips, trips and falls
in our industry in
2008...

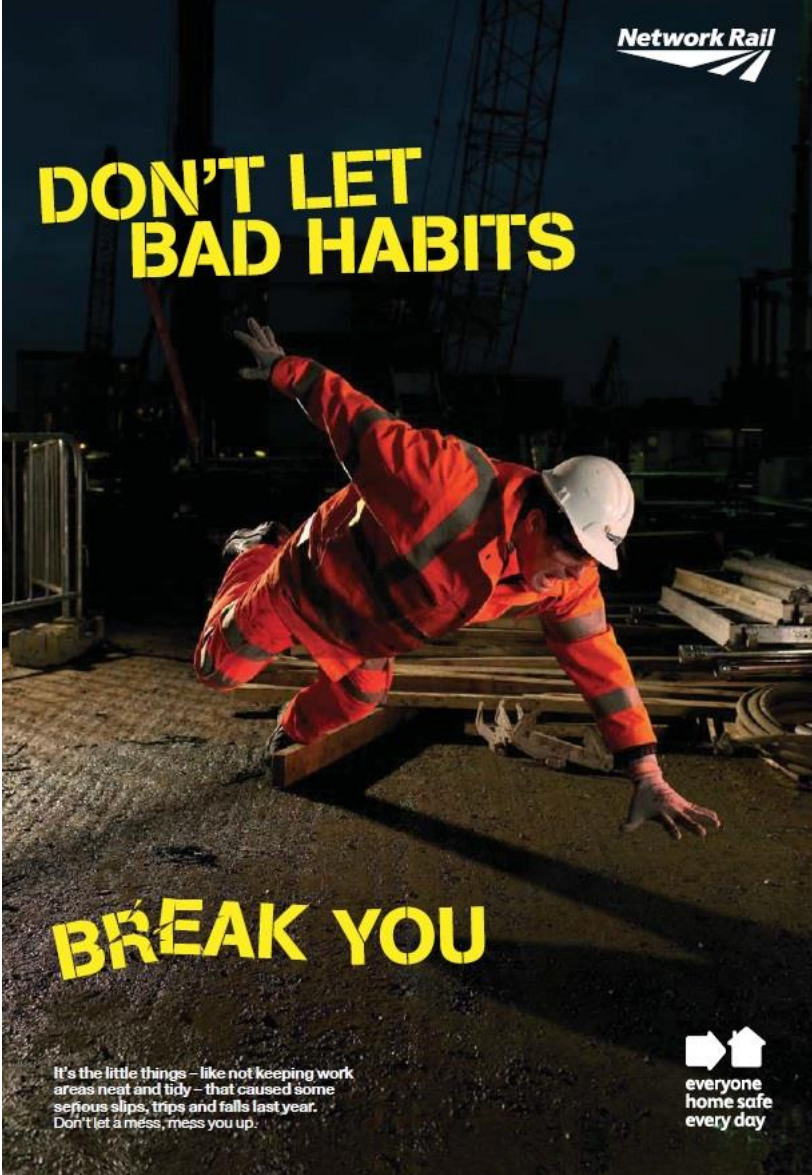
Why chance it when
it's so easy so side
step a nasty
accident?



Think Safe, Act Safe and Be Safe

It's the little things
– Like not keeping
work areas neat
And tidy – that
cause some serious
slips, trips and falls
last year.

Don't let a mess,
mess you up!




Network Rail

**DON'T LET
BAD HABITS**

BREAK YOU

It's the little things – like not keeping work areas neat and tidy – that caused some serious slips, trips and falls last year. Don't let a mess, mess you up.

 everyone home safe every day



Consider the Life Saving Rules..... Leaving home



LEAVING HOME



Consider the Life Saving Rules..... On the Road



ON THE ROAD



Consider the Life Saving Rules..... Arriving at Work



ARRIVING AT WORK

③  Never undertake any job unless you have been trained and assessed as competent

③  Always be sure the required plans and permits are in place, before you start a job or go on or near the line

③  Always use the equipment that is fit for its intended purpose

Consider the Life Saving Rules..... On Site



4



Always use a safety harness when working at height, unless other protection is in place

ON SITE

4



Never enter the agreed exclusion zone, unless directed to by the person in charge

4



Never assume equipment is isolated – always test before touch

4



Always test before applying earths or straps



Everyone Home Safe Every Day



Are you prepared for the changing weather conditions?
For the latest weather click on this link...

<http://www.bbc.co.uk/weather/>



The screenshot shows the BBC Weather website. At the top, there is a navigation bar with the BBC logo, a 'Sign in' button, and links for News, Sport, Weather, iPlayer, TV, Radio, and More... A search bar is also present. Below the navigation bar, the word 'WEATHER' is prominently displayed. The main content area is divided into several sections:

- London 12:00**: Shows a current temperature of 5°C and a forecast for the next five days (Fri to Tue) with icons and temperatures.
- Add location**: A yellow box with the text 'Did you know you can add favourite locations? Here is London as an example.' and a '+ Add London' button.
- UK Today**: A section with the headline 'Sunny spells, frequent snow showers in the north and west.' and a paragraph of text describing the weather conditions.
- Weather warnings**: Two red boxes indicating 'Weather warnings have been issued' and 'Flood warnings have been issued'.
- More UK Weather**: A list of links for 'Monthly Outlook' and 'Coast & Sea'.
- Map of the UK**: A map showing weather icons and temperature indicators for various locations: Lerwick (3), Edinburgh (2), Hull (2), London (5), Cardiff (4), Manchester (3), Belfast (1), and St Helier (6). A '12:00' time indicator is also present.
- Find a Forecast**: A yellow box with a search input field and a 'Favourite Locations (0)' link.
- UK Forecast Video**: A video player showing a weather forecast video with a play button and a timestamp 'LAST UPDATED 08:21 GMT, FRIDAY 8 DEC'.

Line block Form RT3181 has been replaced with NR31780

<https://www.rssb.co.uk/rgs/rulebooks/form%20nr3180%20iss%2012-17.pdf>



What's changed

There is now one line-blockage form so that the same form (NR3180) is used by both the signaller and the COSS.

Why

The form is in the same order as the rules and is intended to help to avoid errors and misunderstandings.



“Think Safe, Act Safe and Be Safe”

Compliance Team

Direct: +44(0)118 924 1639

Email: compliance@resourcing-solutions.com

Find us on



www.resourcing-solutions.com



Think Safe, Act Safe and Be Safe



What happens next

The person in charge and the employee will try to reach an agreement that there has been a suitable and sufficient risk assessment of the task, the system of work is safe and that the work can be restarted.

If no agreement is reached on this basis, the work will not be restarted and the person in charge and the employee will try to reach an agreement that the work can be restarted using the existing system of work with agreed additional control measures if appropriate.

If no agreement is reached on this basis, the work will not be restarted and the person in charge will consult their immediate Line or On-Call Manager

NOTE Where there is no immediate risk to Safety and the member of staff feels unable to instigate this procedure then CIRAS is an alternative method of confidentially raising a safety concern to the respective management level..

"CIRAS can be contacted by phone on 0800 4 101 101, by text message to 07507 285 887 or in writing to "Freepost CIRAS".

The CIRAS office is open from 09:00 to 17:00 Monday to Friday. A message may be left with contact details outside these hours. One of the CIRAS team will arrange to call back at a time to suit.